

a b c d e f g h i

j k l m n o p q r

s t u v w x y z



A



B



C



D



E



F



G



H



I



J



K



L



M



N



O



P



Q



R



S



T



U



V



W



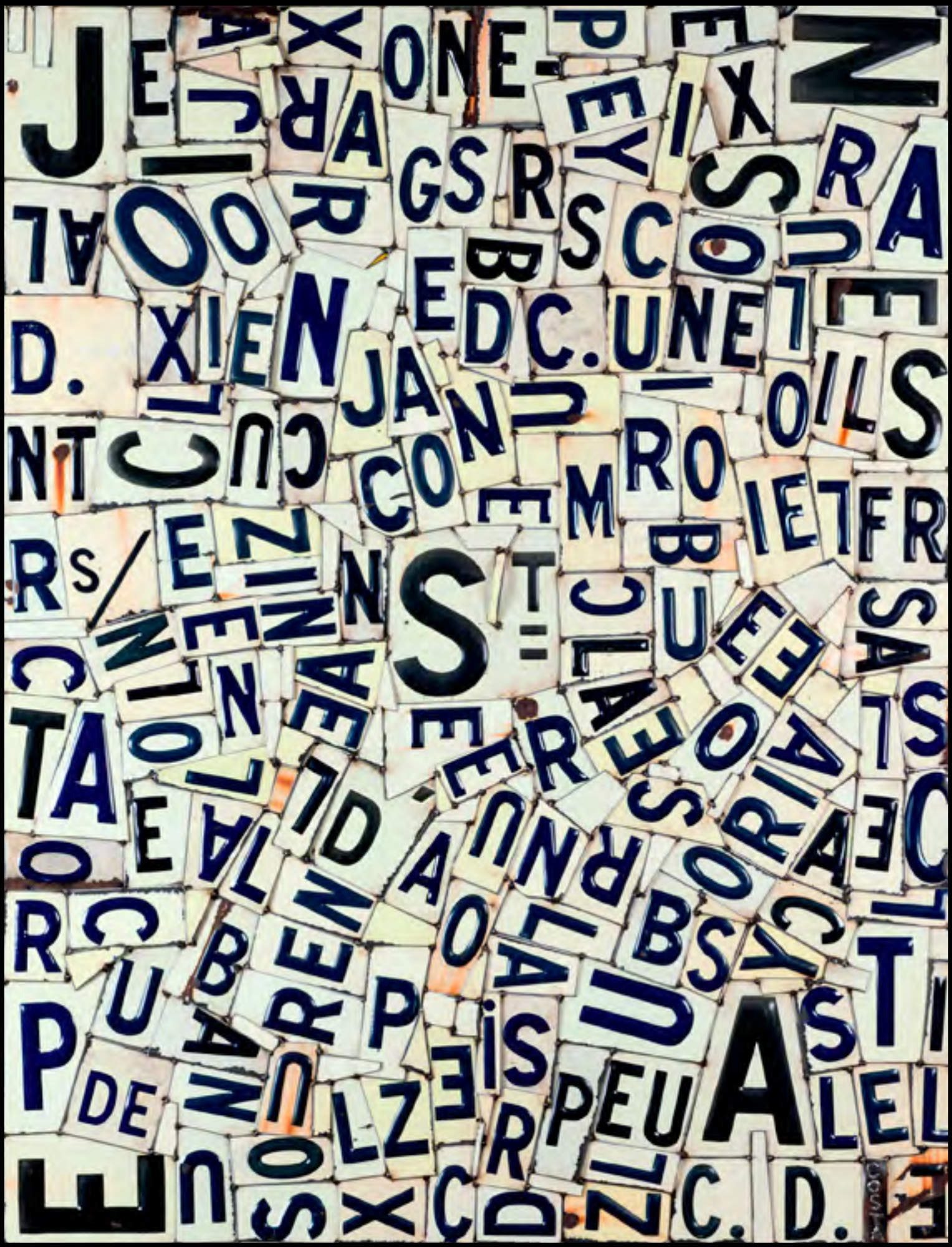
X





Y



Z









E B L X  
 U O  
 F A W V  
 P I G  
 D R T

girafe




H T M E  
 Y A P B  
 C X U O K  
 R D I J G L  
 W

mouche




C U  
 R D B  
 X É O W E A  
 P I G S M

méduse




A E B L X T  
 P U I O  
 F W  
 H V G  
 Y Q D

phoque





















P V É T  
 G R Z A  
 J M Q O H  
 N C L I S

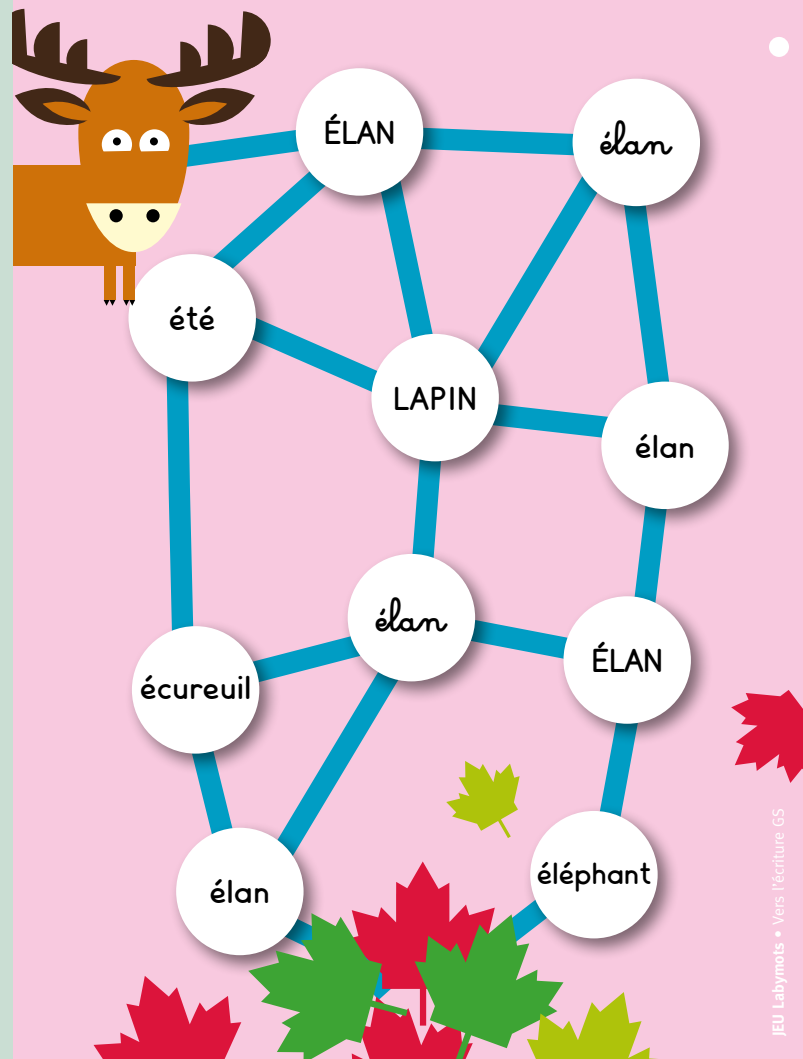
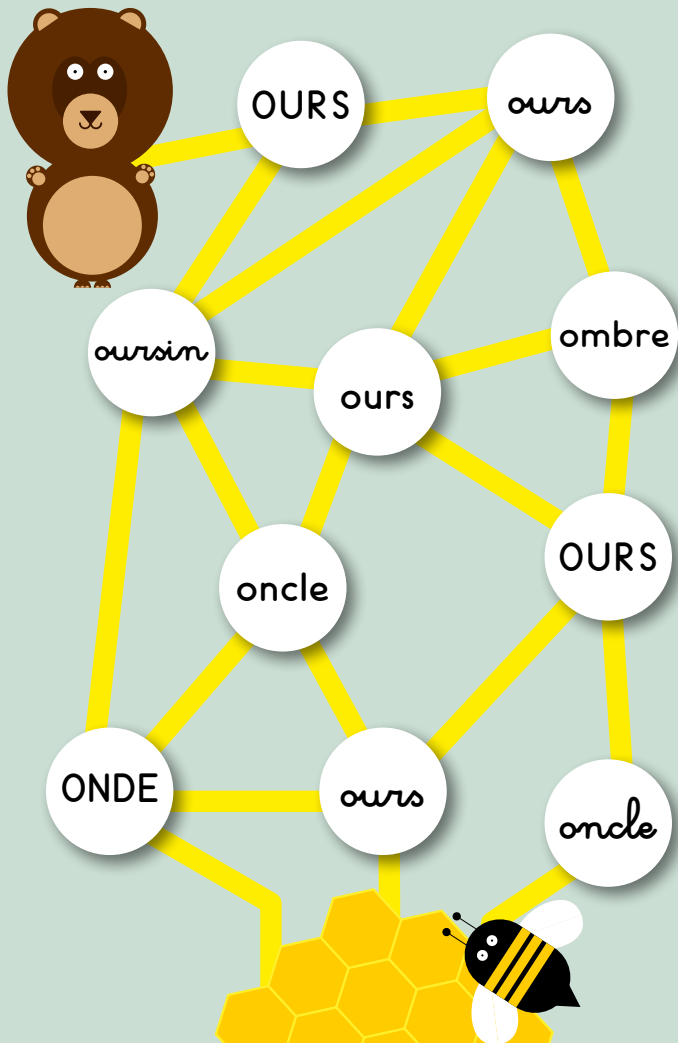
chimpanzé




P G V È K R  
 N D B A T L  
 F H Q O  
 E

panthère







# LA CHOUETTE



Je trace un petit rond pour la tête et un grand rond pour le corps.



J'utilise 2 cercles concentriques pour former les yeux. J'ajoute les 2 ailes.



Je dessine les pattes à l'aide d'un trait vertical et des 3 traits obliques. J'ajoute des traits obliques pour former la queue.



Je décore les ailes à l'aide de lignes de ponts enchainés.



Je complète avec des traits horizontaux sur le ventre et 3 triangles pour les oreilles et le bec.




# LA MÉDUSE



Je forme une grosse boule  
et 8 longs boudins.



Je place les 8 boudins  
sous la boule pour constituer  
les tentacules.



Je façonne 2 petites boules  
et 2 moyennes.



Je forme les yeux en superposant  
une grosse et une petite boule  
et je les place sur la méduse.



Je façonne des ventouses à l'aide  
de petites boules écrasées que  
je place sur les tentacules.